



SPECIFICATION

宏致電子股份有限公司

桃園縣中壢市東園路 13 號

No.13, Don Yuan Rd., Jhongli City,

Tao Yuan County 320, Taiwan (R.O.C.)

TEL: +886-3-463-2808

FAX: +886-3-463-1800


SPEC. NO.: PS-54969-XXXXX-XXX

REVISION: 0


PRODUCT NAME: 1.70mm BATTERY CONN.

PRODUCT NO: 54969,54970 SERIES

PREPARED: SKY DATE: 2016/03/30	CHECKED: BRAVE DATE: 2016/03/30	APPROVED: FRANK DATE: 2016/03/30
---	--	---


		Aces P/N: 54969 SERIES	
TITLE: 1.70mm BATTERY CONN.			
RELEASE DATE: 2016/03/30	REVISION: O	ECN No: ECN-1603445	PAGE: 2 OF 9

1	REVISION HISTORY	3
2	SCOPE.....	4
3	APPLICABLE DOCUMENTS	4
4	REQUIREMENTS	4
5	PERFORMANCE	5
6	INFRARED REFLOW CONDITION.....	8
7	PRODUCT QUALIFICATION AND TEST SEQUENCE.....	9

		Aces P/N: 54969 SERIES	
TITLE: 1.70mm BATTERY CONN.			
RELEASE DATE: 2016/03/30	REVISION: O	ECN No: ECN-1603445	PAGE: 3 OF 9

1 Revision History

Rev.	ECN #	Revision Description	Prepared	Date
O	ECN-1603445	RELEASE (APD1040305)	SKY	2016/03/30

		Aces P/N: 54969 SERIES	
TITLE: 1.70mm BATTERY CONN.			
RELEASE DATE: 2016/03/30	REVISION:0	ECN No: ECN-1603445	PAGE: 4 OF 9

SCOPE

This specification covers performance, tests and quality requirements for **1.70mm pitch Battery Conn. R/A Type**.

2 APPLICABLE DOCUMENTS

EIA-364 : ELECTRONICS INDUSTRIES ASSOCIATION

3 REQUIREMENTS

4.1 Design and Construction


- 4.1.1 Connector shall be of the design, construction and physical dimensions specified on the applicable sales drawing.
- 4.1.2 All materials conform to R.o.H.S. and the standard depends on TQ-WI-140101.

4.2 Materials and Finish

- 4.2.1 Contact: High performance copper alloy
Finish: Pls. refer to the drawing.
- 4.2.2 Housing: Thermoplastic or Thermoplastic High Temp., UL94V-0
- 4.2.3 Board Lock: High performance copper alloy
Finish: Pls. refer to the drawing.
- 4.2.4 Screw: High performance copper alloy
Finish: Pls. refer to the drawing.

4.3 Ratings


- 4.3.1 Working Voltage Less than **36 Volts AC** (per pin)
- 4.3.2 Voltage: 30V AC,DC (per pin)
- 4.3.3 Current: 4.0A AC,DC (per pin)
- 4.3.4 Operating Temperature : **-40°C to +85°C**

	Aces P/N: 54969 SERIES
TITLE: 1.70mm BATTERY CONN.	
RELEASE DATE: 2016/03/30	REVISION: 0
ECN No: ECN-1603445	PAGE: 5 OF 9


4 Performance

5.1. Test Requirements and Procedures Summary

Item	Requirement	Standard
Examination of Product	Product shall meet requirements of applicable product drawing and specification.	Visual, dimensional and functional per applicable quality inspection plan.
ELECTRICAL		
Item	Requirement	Standard
Low Level Contact Resistance	Initial: 20 m Ω Max. After test: 40 m Ω Max.	Mate connectors, measure by dry circuit, 20mV Max., 100mA Max. (EIA-364-23)
Insulation Resistance	500 M Ω Min.	Unmated connectors, apply 500 V DC between adjacent terminals. (EIA-364-21)
Dielectric Withstanding Voltage	No breakdown.	500 V AC Min. at sea level for 1 minute. Test between adjacent contacts of unmated connectors. (EIA-364-20)
Temperature rise	30°C Max.Change allowed	Mate connector: measure the temperature rise at rated current until temperature stable. The ambient condition is still air at 25°C (EIA-364-70,METHOD1, CONDITION1)
MECHANICAL		
Item	Requirement	Standard
Mating /Unmating Forces	Mating Force: 0.25kgf Max / per pin Unmating Force: 0.02kgf Min / per pin	Operation Speed : 25.4 \pm 3 mm/minute. Measure the force required to mate/unmated connector. (EIA-364-13)

		Aces P/N: 54969 SERIES	
TITLE: 1.70mm BATTERY CONN.			
RELEASE DATE: 2016/03/30	REVISION:0	ECN No: ECN-1603445	PAGE: 6 OF 9

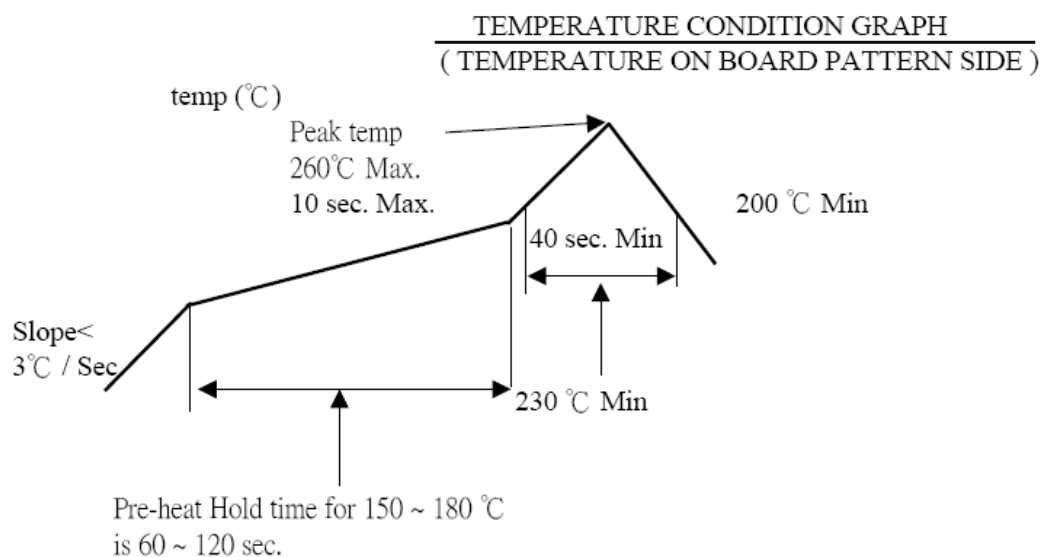
Contact Retention Force	0.4kgf Min	Operation Speed : 25.4 ± 3 mm/minute. Measure the contact retention force with Tensile strength tester.
Lock Retention Force	0.35kgf Min	Operation Speed : 25.4 ± 3 mm/minute. Measure the contact retention force with Tensile strength tester.
Durability	500 cycles.	The sample should be mounted in the tester and fully mated and unmated the number of cycles specified at the rate of 25.4 ± 3mm/min.
Vibration	1 μs Max.	The electrical load condition shall be 100 mA maximum for all contacts. Subject to a simple harmonic motion having amplitude of 0.76mm (1.52mm maximum total excursion) in frequency between the limits of 10 and 55 Hz. The entire frequency range, from 10 to 55 Hz and return to 10 Hz, shall be traversed in approximately 1 minute. This motion shall be applied for 2 hours in each of three mutually perpendicular directions. (EIA-364-28 Condition I)
Shock (Mechanical)	1 μs Max.	Subject mated connectors to 50G's(peak value) half-sine shock pulses of 11 milliseconds duration. Three shocks in each direction shall be applied along the three mutually perpendicular axes of the test specimen (18 shocks). The electrical load condition shall be 10mA maximum for all contacts. (EIA-364-27, test Condition A)


		Aces P/N: 54969 SERIES	
TITLE: 1.70mm BATTERY CONN.			
RELEASE DATE: 2016/03/30	REVISION:O	ECN No: ECN-1603445	PAGE: 7 OF 9

ENVIRONMENTAL		
Resistance to Wave Soldering Heat	See Product Qualification and Test Sequence Group 10 (Lead Free)	Solder Temp. : 265±5℃, 10±0.5sec.
Resistance to Reflow Soldering Heat	See Product Qualification and Test Sequence Group 10 (Lead Free)	Pre Heat : 150℃~180℃, 60~120sec. Heat : 230℃ Min., 40sec Min. Peak Temp. : 260℃ Max, 10sec Max.
Thermal Shock	See Product Qualification and Test Sequence Group 4	Mate module and subject to follow condition for 5 cycles. 1 cycles: -55+0/-3 ℃, 30 minutes +85 +3/-0 ℃, 30 minutes (EIA-364-32, test condition I)
Humidity	See Product Qualification and Test Sequence Group 4	Mated Connector 40℃, 90~95% RH, 96 hours. (EIA-364-31, Condition A, Method II)
Temperature life	See product Qualification and test sequence group5	Subject mated connectors to temperature life at 85℃ for 96 hours. (EIA-364-17, Test condition A)
Salt Spray (Only For Gold Plating)	See Product Qualification and Test Sequence Group 6	Subject mated/unmated connectors to 5% salt-solution concentration, 35℃ (I) Gold flash for 8 hours (II) Gold plating 5 u" for 96 hours. (EIA-364-26)
Solder ability	Tin plating: Solder able area shall have minimum of 95% solder coverage. Gold plating: Solder able area shall have minimum of 75% solder coverage	And then into solder bath, Temperature at 245 ±5℃ , for 4-5 sec. (EIA-364-52)
Hand Soldering Temperature Resistance	Appearance: No damage	T ≥ 350℃, 3sec at least.

Note. Flowing Mixed Gas shall be conducted by customer request.

5 INFRARED REFLOW CONDITION



	Aces P/N: 54969 SERIES
TITLE: 1.70mm BATTERY CONN.	
RELEASE DATE: 2016/03/30	REVISION: O ECN No: ECN-1603445 PAGE: 9 OF 9

6 PRODUCT QUALIFICATION AND TEST SEQUENCE

Test or Examination	Test Group										
	1	2	3	4	5	6	7	8	9	10	11
	Test Sequence										
Examination of Product	1,3			1,7	1,6	1,4				1,4	1
Low Level Contact Resistance		1,5	1,4	2,10	2,9	2,5				2,5	
Insulation Resistance				3,9	3,8						
Dielectric Withstanding Voltage				4,8	4,7						
Temperature rise	2										
Mating / Unmating Forces		2,4									
Contact Retention Force								1			
Durability		3									
Vibration			2								
Shock(Mechanical)			3								
Resistance to Hand Soldering Heat										3	
Thermal Shock				5							
Humidity				6							
Temperature life					5						
Salt Spray						3					
Solder ability							1				
Lock Retention Force									1		
Hand Soldering Temperature Resistance											2
Sample Size	2	4	4	4	4	4	2	4	4	4	4